

It is important to ensure wire rope clips are installed properly. Incorrect installation can reduce the working load limit by 40%. Below are general guidelines for installing wire rope clips.

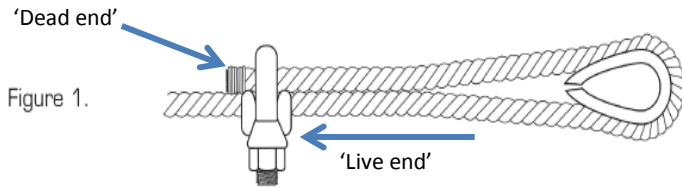


Figure 1.

Wire Rope Clips should be inspected to ensure that:

- the wire rope clips are free from nicks, cracks and or gouges;
- there are not any suspicious marks of repairs or reshaping;
- clips with the correct dimensions have been selected.

Turn back specified length of wire rope from thimble (please refer tables given below). Put first clip one saddle width from seized "dead end" (Figure 1). Seat "live end" (load carrying) of the wire rope in saddle and position U-bolt over "dead end." Tighten nuts evenly to proper torque.

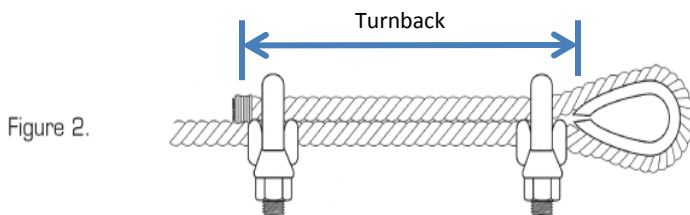
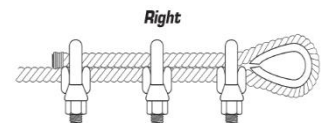


Figure 2.



Put the second clip as near the loop or thimble as possible (Figure 2). Install nuts firmly but do not yet tighten to proper torque.

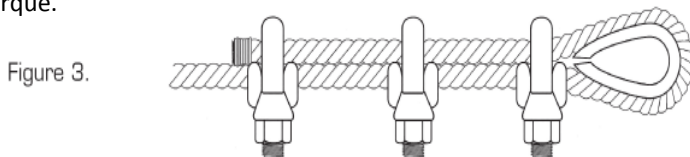



Figure 3.



Install all remaining clips equally spaced between the first two clips (Figure 3). Install nuts firmly but do not yet tighten to proper torque.

Apply light tension to wire rope assembly to take up rope slack and then tighten all nuts evenly to proper torque.

Drop Forged and Stainless Steel Wire Rope Clips			
Clip Size (Inches)	Minimum No. of Clips	Amount of Rope to Turn Back in Inches	Torque in Ft. Lbs.
1/8"	2	3-1/4"	4.5
3/16"	2	3-3/4"	7.5
1/4"	2	4-3/4"	15
5/16"	2	5-1/4"	30
3/8"	2	6-1/2"	45
7/16"	2	7"	65
1/2"	3	11-1/2"	65
5/8"	3	12"	95
3/4"	4	18"	130
7/8"	4	19"	225
1"	5	26"	225

*The tightening torque values apply to new threads that are clean, dry, and free of lubrication.

Drop forged wire rope clips are used in heavy duty applications where strength is paramount.

Malleable Electro-Galvanized Wire Rope Clips	
Clip Size (Inches)	Minimum No. of Clips
1/16"	3
1/8"	3
3/16"	3
1/4"	3
5/16"	3
3/8"	3
7/16"	4
1/2"	4
5/8"	4
3/4"	5
7/8"	5
1"	6

Light duty wire rope clips perfect for fencing, hand rails, animal runs, and other applications that do not sustain loads overhead.